

# Situationsplan Ankunft | Situation Map Arrival

TALSTATION  
VALLEY STATION  
Stöckalp



Parking | Parking Deck



Gepäckaufgabe  
Luggage Deposit

Anreiseticket  
Arrival Ticket

Abholung Parkticket  
Pick-up Parkticket



Bus



Etage B  
Level B



Bergstrasse  
Mountain Road to  
Melchsee-Frutt

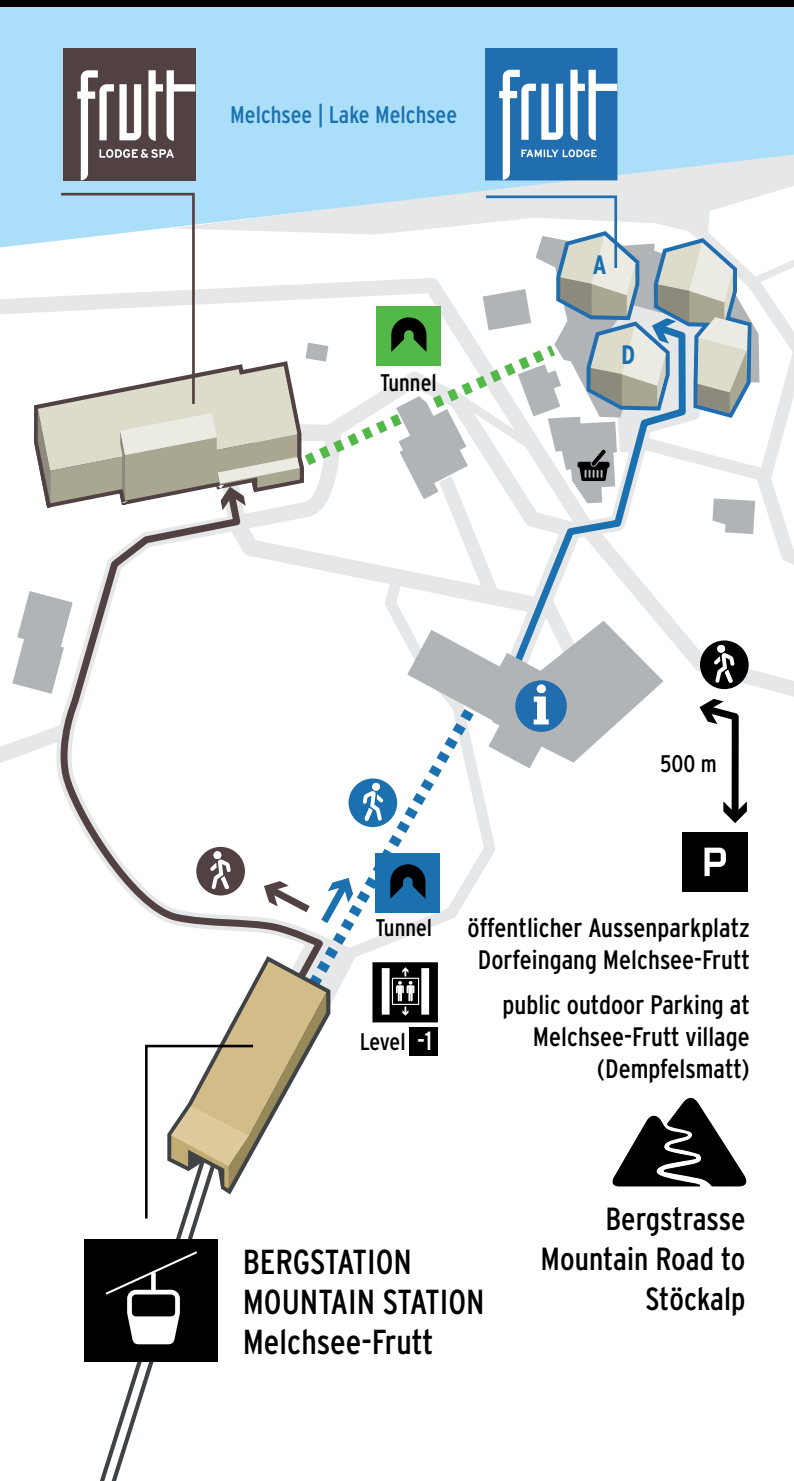
Nur im Sommer befahrbar  
Zu den geraden Stunden  
(z.B. 6.00 - 6.40 Uhr) können Sie  
berg- und in den ungeraden Stunden  
(z.B. 7.00 - 7.40 Uhr) talwärts fahren.

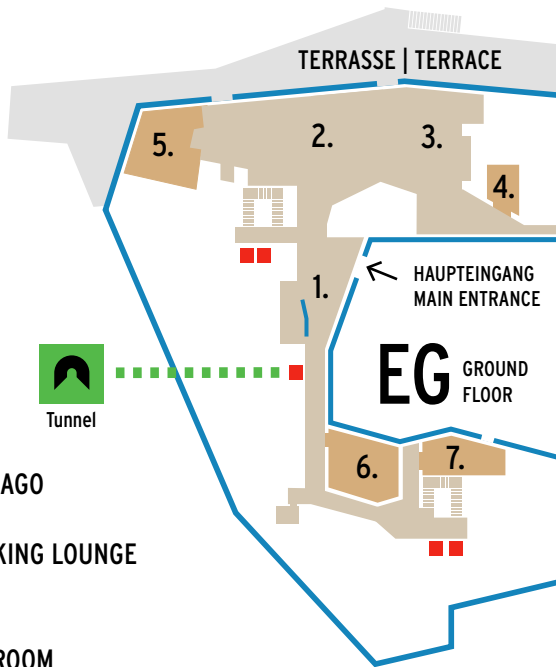
Open only during summer season  
You may drive uphill on even hours  
(e.g. 8 am - 8:40 am) and downhill  
on odd hours (e.g. 11 am - 11:40 am)



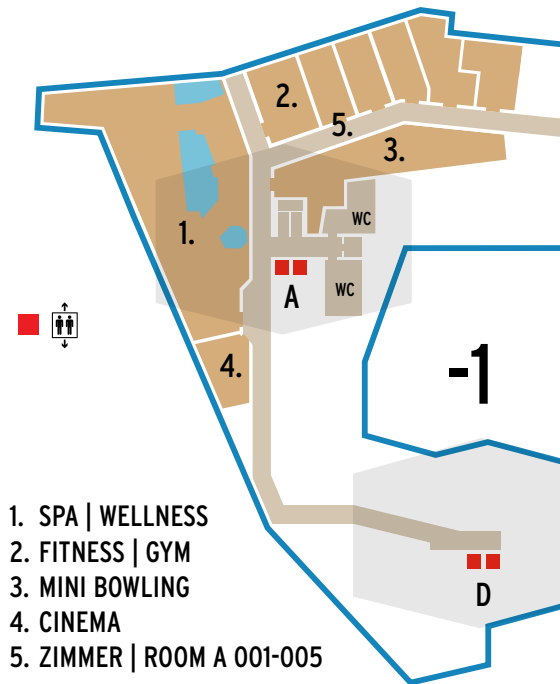
öffentlicher Aussenparkplatz  
public outdoor Parking Stöckalp

# Situationsplan Dorf | Situation Map Village





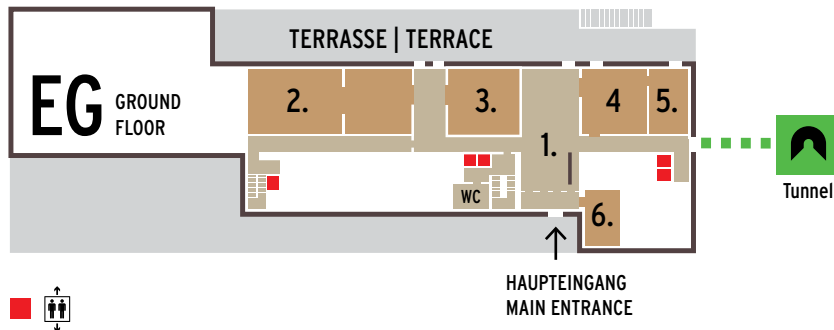
1. RECEPTION
2. RESTAURANT LAGO
3. BAR
4. FUMOIR | SMOKING LOUNGE
5. SEPARÉE
6. KIDS CLUB
7. SKIRAUM | SKIROOM



1. SPA | WELLNESS
2. FITNESS | GYM
3. MINI BOWLING
4. CINEMA
5. ZIMMER | ROOM A 001-005



1. RECEPTION | LOBBY
2. RESTAURANT TITSCHLI
3. GOURMET RESTAURANT STÜBLI
4. BAR
5. FUMOIR | SMOKING LOUNGE
6. SKIRAUM | SKIROOM



1. RECEPTION SPA
2. SPA | WELLNESS
3. PRIVATE SPA  
BEHANDLUNGEN  
TREATMENTS

